

Step 2. Election Equipment Testing

We use election equipment that meets **State and Federal standards**. We test our election equipment before each election.


Election Law §



Step 1. Voter Registration

To register to vote, you are required to provide valid identification proving that you are eligible to vote. We review and verify that information, then put it into our voter registration database.

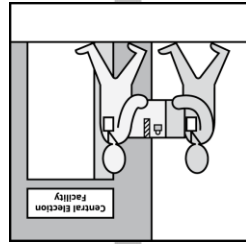
Election Law §



Step 3. Mail Ballot Request and Voting

In STATE, registered voters can choose to vote by mail, early in-person, or in-person on Election Day. To vote by mail, voters are required to request a ballot and have a valid excuse to vote by mail. We send registered Unformed and Overseas Civilian voters their ballots by mail, email, fax, or online portal.

Election Law §



Step 4. Verify voter eligibility

We verify that every in-person voter is eligible to vote before giving them a ballot. We only send mail ballots to registered voters who have requested a ballot. We verify voter eligibility again when we collect mail ballots.

Election Law §

Open to read next step

Observing the Election

If you're interested in observing post-election processing, contact your local clerk for more information. The Canvass is open to the public and happens WHERE at WHEN.

You can find a schedule, more information, and request a reasonable accommodation on JURISDICTION.WEBSITE.gov. You can also watch a livestream of processing online at JURISDICTION.WEBSITE.gov.

In STATE, processing at our central facility is open to:

- Partisan citizen observers
- Nonpartisan citizen observes
- International nonpartisan observers
- Academic research observers.

As an observer, you must follow these rules:

- Only 1 partisan observer is allowed in each processing room.
- Check in on the sign-in sheet in each processing room.
- No phone calls are allowed in processing rooms.
- You cannot photograph or video individual ballots.
- ADD/REMOVE RULES TO MATCH YOUR JURISDICTION

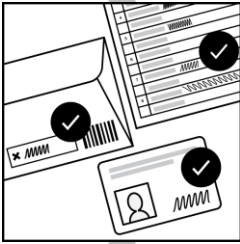
U.S. Election Assistance Commission

Pocket Guide to Election Processing

Have questions?

Go to www.eac.gov/toolkits for more information about this pocket guide and to download a zip file with this document and other resources.






Step 5. Ballot Collection

In STATE, we collect mail ballots, Uniformed and Overseas Citizen ballots, provisional ballots at a central location for ballot tabulation. In-person ballots scanned at poll sites are stored on electronic memory devices. These electronic memory devices are brought to the central election facility for tabulation.


Election Law §



Step 6. Process ballots

We process all OR mail and Uniformed and Overseas Citizen ballots to prepare them for scanning and tabulation. If a ballot is damaged or contains machine-unreadable marks, we flag it for manual review. Our goal is to count all eligible ballots as voters intend.


Election Law §



Step 9. Audit

Audits are a normal check and balance that is part of every election. We use audits to confirm that election equipment accurately interpreted and tallied voters' ballots, that the outcome of the election reflects how voters voted, and that election workers followed procedures.

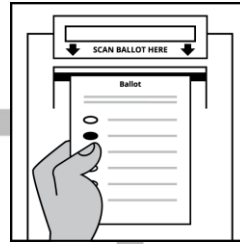
Election Law §



Step 10. Canvass of Results

After all valid ballots have been counted, the Board of Canvassers reviews the election, resolves discrepancies, and verifies the outcome of the election.

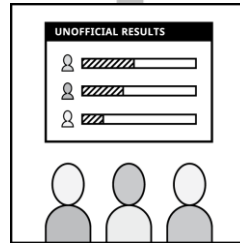
Election Law



Step 7. Ballot Tabulation

We scan and count all the valid votes to determine the results of each contest in the election. In STATE, we tabulate in-person ballots at the poll sites where the vote was cast.


Election Law §



Step 8. Unofficial results

We begin publishing unofficial results after the close of polls on Election Day. Unofficial results are published HOW OFTEN. Results are unofficial until after all ballot return deadlines have passed and after we have counted every valid ballot we received.

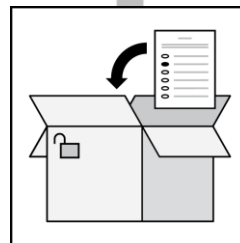
Election Law §



Step 11. Certification of Official Results

After the Board of Canvassers reviews and verifies the outcome of the election, official election results are certified by the county and state. Certified election results are published on our county website at COUNTY.WEBSITE.GOV WHEN.

Election Law §



Step 12. Ballot Storage

We securely store all paper ballots and other records as part of the official record for ## MONTHS. We store ballots that include federal contests for 22 months. We aren't allowed to open the boxes during this time. After 22 months, the ballots are destroyed.

Election Law §